

# Enrol as a Higher Degree by Research (HDR) Candidate

## STEP 1

### Complete My Checklist

All higher education students including HDR candidates must complete a checklist. Refer to page 10 of *Your Essential Guide to Enrolment Online* for details if you need help.

## STEP 2


### Add classes

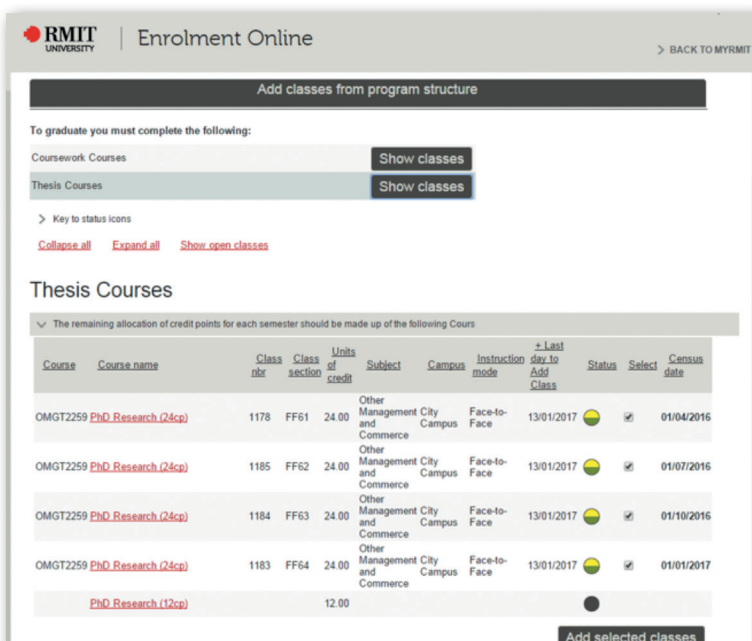
#### Where:

My current program > *Select Enrol* > *Select Continue* > *Select Add classes* > Add classes from program structure

#### Enrolling in thesis courses

Near the top of the page is for Thesis courses row and Show classes button. Select the Show courses button to display the courses.


All the classes you need to enrol in (normally four classes) are marked with this icon  and are pre-selected for you. Click Add selected classes. *Note: do not de-select any of the classes.*



The screenshot shows the 'Add classes from program structure' page in the RMIT Enrolment Online system. It features a table of Thesis Courses. The table has the following columns: Course, Course name, Class nbr, Class section, Units of credit, Subject, Campus, Instruction mode, + Last day to Add Class, Status, Select, and Census date. Four courses are listed, each with a yellow circle icon and a checked 'Select' box. The courses are: OMGT2259 PhD Research (24cp) with class 1178 FF61, OMGT2259 PhD Research (24cp) with class 1185 FF62, OMGT2259 PhD Research (24cp) with class 1184 FF63, and OMGT2259 PhD Research (24cp) with class 1183 FF64. A 'Show classes' button is visible above the table. At the bottom of the table, there is a row for 'PhD Research (12cp)' with 12.00 units and a black circle icon. An 'Add selected classes' button is located at the bottom right of the table.

The system will advise whether your enrolment is successful.

#### Enrolling in Research Methods/Strategies courses

Near the top of the page is the Coursework courses row and Show courses button. Select the button to display any Research Methods/Strategies courses you may need to enrol in. Any classes you need to enrol in are marked with this icon  and pre-selected for you. Click Add selected classes. *Note: do not de-select any of the classes.*

#### Questions

If you have any questions about what you should enrol in, enrolling in a coursework course, taking leave of absence or changing your study load, please enrol in your pre-selected classes by the enrolment deadline and contact your school's HDR administrator after you enrol.

## HELP

If you need help using Enrolment Online, refer to the Enrolment website or contact RMIT Connect.