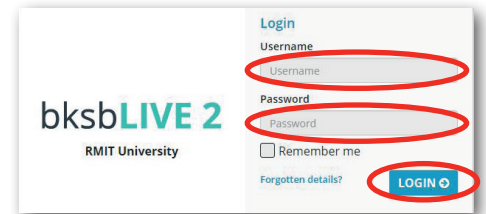


bksbLIVE Reference Guide

FOR STUDENTS

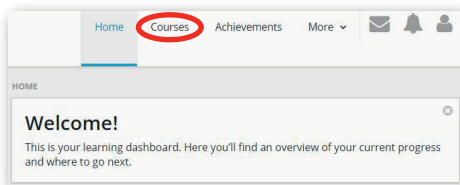
Log in to bksbLIVE

- Go to <http://RMIT.bksblive2.com.au>.
- Enter your username—this is your student number and should be the letter ‘s’ followed by seven numbers e.g. s1234567.
- Enter your password—this is the letter ‘p’ followed by your date of birth backwards and an exclamation mark e.g. pyyyymmdd!
- Click **Login**.

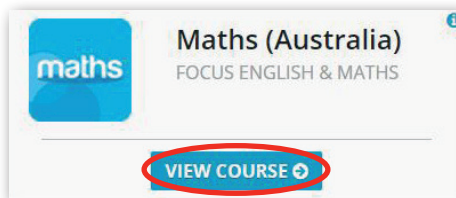


Complete the English and Maths Initial Assessment

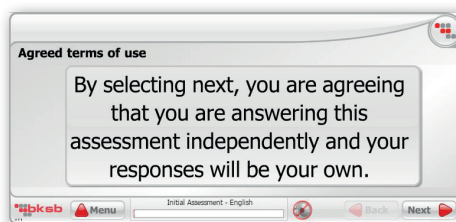
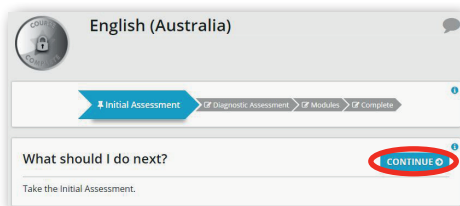
- Click **Courses** in the top navigation menu.



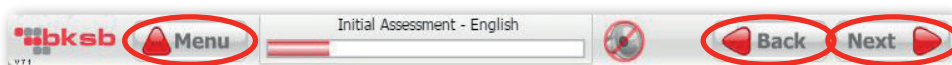
- Click **View course** under the assessment you want to complete.



- Click **Continue** to start.



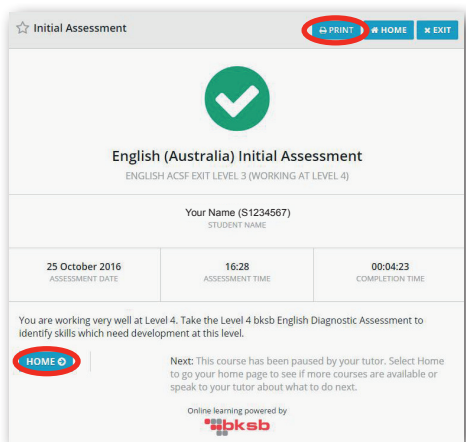
- Click **Next** and **Back** to move through the course. Note: Click **Menu** then **Exit activity** to return to the bksb home page. Your progress will be saved and you can return and complete the assessment later.



— Click **Results** on the final page of the course.



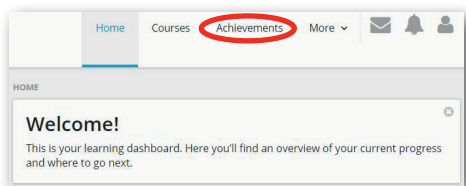
— Click **Print** to print your results.
 — Click **Home** to return to the home page.



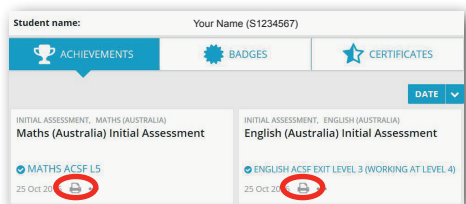
Make sure you complete both English (Australia) and Maths (Australia) courses.

Print your results

— Click **Achievements** in the top navigation menu.

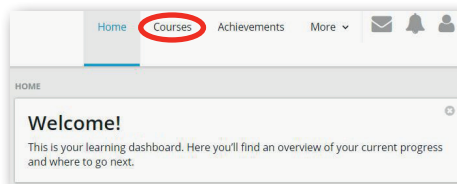


— Results for any completed courses are displayed.
 — Click the **printer icon** then **Print** to print your results.



Retake your assessment

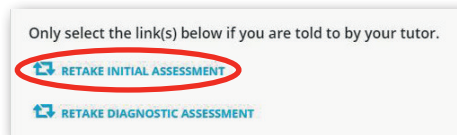
— Click **Courses** in the top navigation menu.



— Click **View course** for the course you want to retake.



— Scroll to the bottom of the page and click **Retake initial assessment**.



Do diagnostic (if instructed to do so by RMIT)

— Follow all steps under **Retake your assessment**.
 — Click **Retake diagnostic assessment**.

